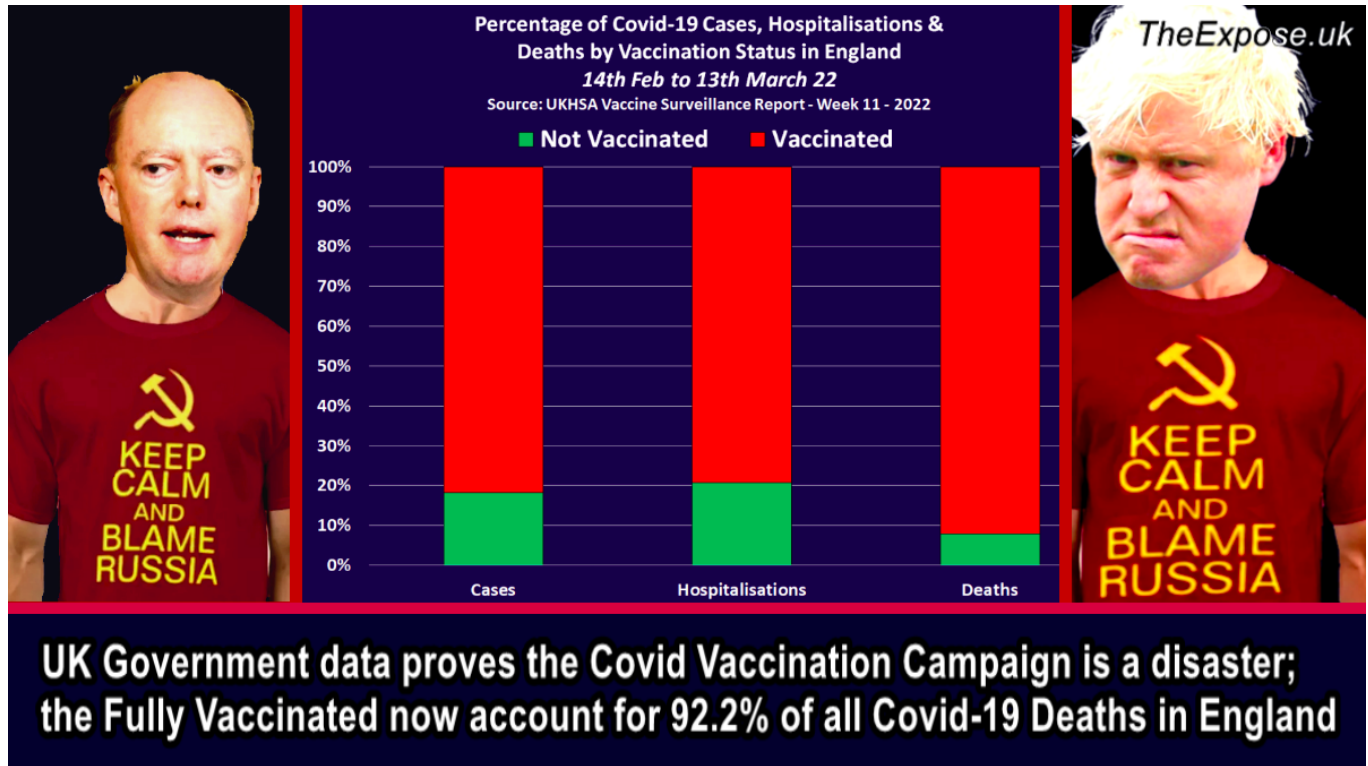


UK Government data proves the Covid Vaccination Campaign is a disaster; the Fully Vaccinated now account for 92.2% of all Covid-19 Deaths in England

dailyexpose.uk/2022/03/24/uk-gov-data-92-percent-covid-deaths-fully-vaccinated/

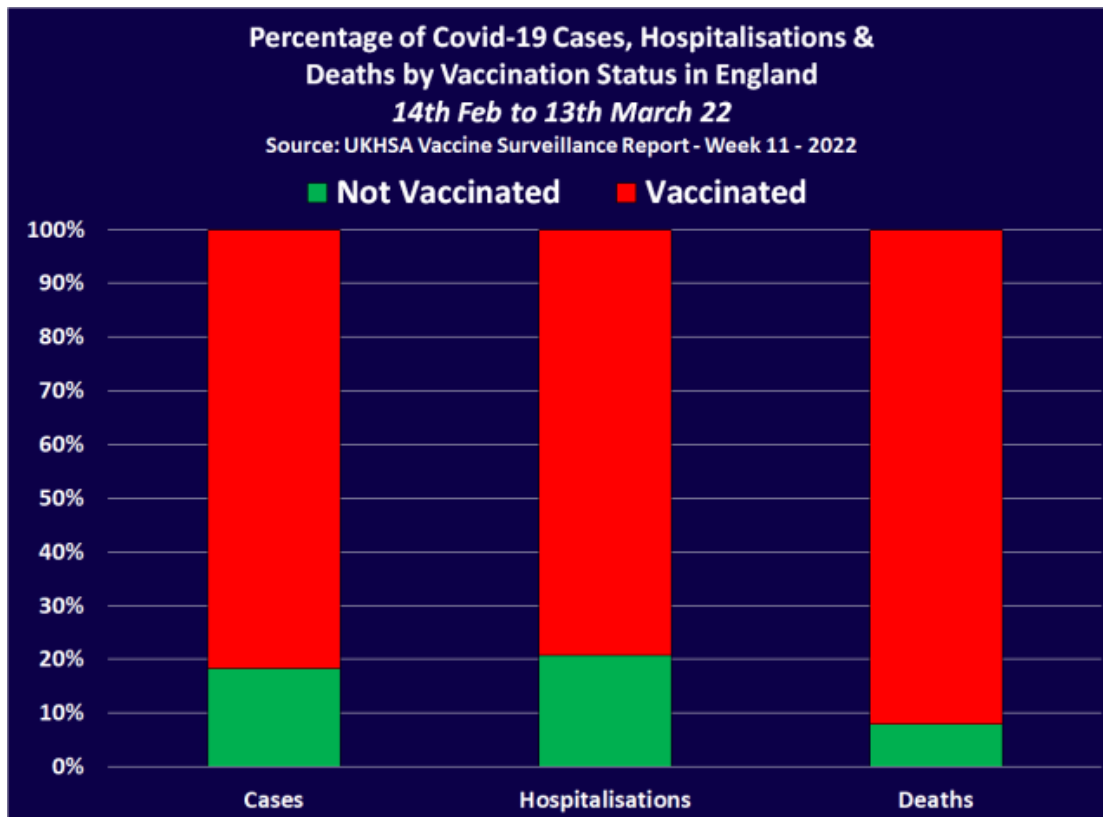
By The Exposé

March 24, 2022



The latest data published by the UK Health Security Agency confirms the double and triple vaccinated population in England now account for a shocking 92% of all Covid-19 deaths, and 4 in every 5 of those deaths are among the triple jabbed.

But what's more concerning is that deaths among the vaccinated population in the past 4 weeks are double the number of deaths recorded among the vaccinated population throughout December at the height of the Omicron wave. Whereas deaths among the unvaccinated population have halved.



The Exposé is now heavily censored by Google, Facebook, Twitter and PayPal. Let's not lose touch, subscribe today to receive the latest news from The Exposé in your inbox...

The consequences of wasting billions of pounds of British Taxpayer's money on a furlough scheme, 'Test & Trace' system etc, whilst forcing whole sectors of the economy to stop functioning such as pubs and restaurants, are finally coming home to roost.

But the UK Government does not want you to blame their decisions since March 2020 for the cost of living crisis that has hit the country. Instead they want you to blame Russia.

So the mainstream narrative has changed from trying to manipulate the public into living a life of misery and compliance through fear of a virus with a 0.2% fatality rate, to trying to manipulate the public into living a life of misery and compliance through fear of World War III.

But whilst this Government has you solely focused on the conflict in Ukraine, they have been quietly publishing data that proves the experimental Covid-19 injection campaign has been an absolute disaster.

The UK Health Security Agency (UKHSA) publish a weekly Covid-19 Vaccine Surveillance Report, the most recent of which was published Thursday 17th March 22, and it can be viewed [here](#).

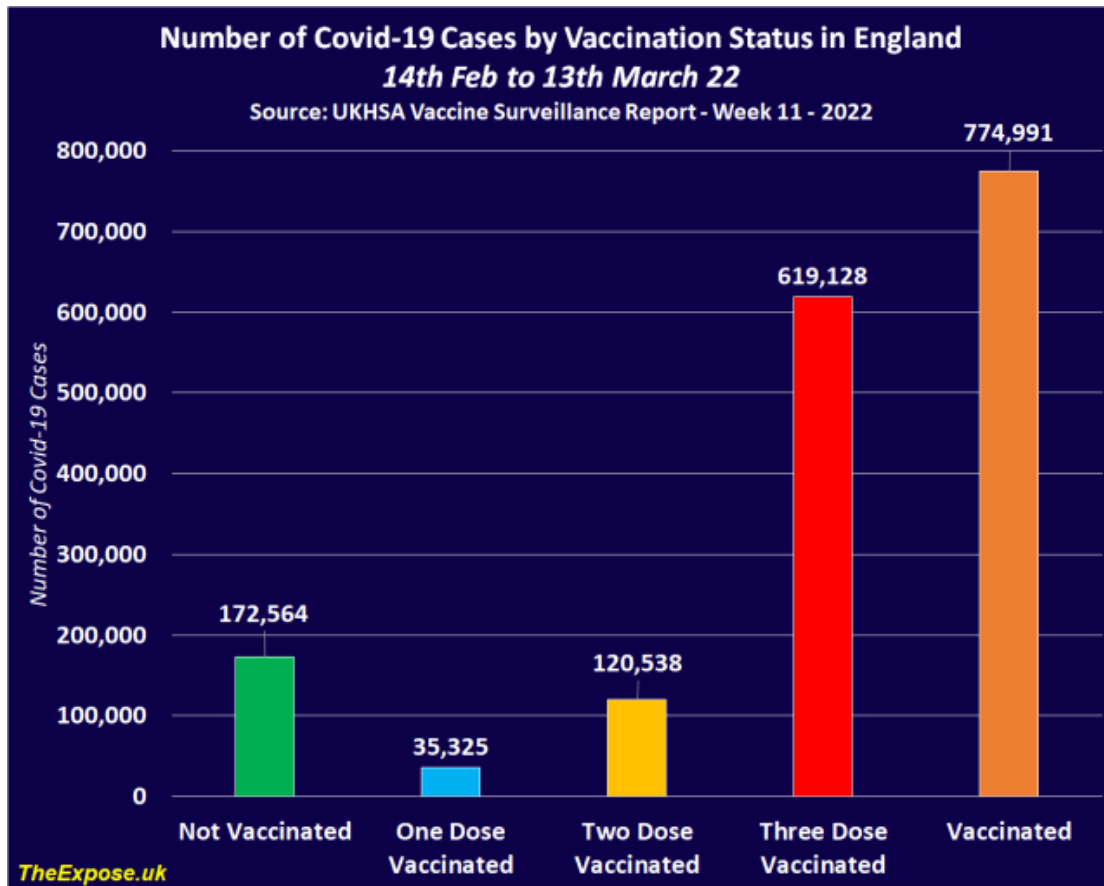
Table 10, found on page 41 of the latest report shows the number of Covid-19 cases by vaccination status in England between 14th Feb and 13th March 22, and it confirms the vast majority were recorded among the triple vaccinated population.

COVID-19 vaccine surveillance report – week 11

Table 10. COVID-19 cases by vaccination status between week 7 2022 and week 10 2022
Please note that corresponding rates by vaccination status can be found in Table 13.

Cases reported by specimen date between week 7 2022 (w/e 20 February 2022) and week 10 2022 (w/e 13 March 2022)	Total	Unlinked*	Not vaccinated	Received one dose (1 to 20 days before specimen date)	Received one dose, ≥21 days before specimen date	Second dose ≥14 days before specimen date ¹	Third dose ≥14 days before specimen date ¹
	[This data should be interpreted with caution. See information below in footnote about the correct interpretation of these figures]						
Under 18	153,208	6,626	112,192	1,292	15,994	15,958	1,146
18 to 29	155,025	11,145	21,016	318	7,661	37,147	77,738
30 to 39	184,909	9,497	20,107	163	5,051	32,287	117,804
40 to 49	162,218	6,602	10,536	57	2,433	18,719	123,871
50 to 59	146,438	5,554	5,119	21	1,256	9,754	124,734
60 to 69	97,323	3,309	2,011	19	545	3,556	87,883
70 to 79	59,919	2,013	919	9	274	1,391	55,313
80 or over	36,126	2,865	664	4	228	1,726	30,639

Source



Source

In all, between 14th Feb and 13th March 22, there were a total of 947,555 Covid-19 cases recorded across England, and the triple vaccinated population accounted for 619,128 of them, whilst the not-vaccinated population accounted for just 172,564 of them but 112,192 of those cases were among children.

Overall the vaccinated population accounted for 774,991 cases, meaning they accounted for a shocking 82% of all Covid-19 cases between 14th Feb and 13th March.

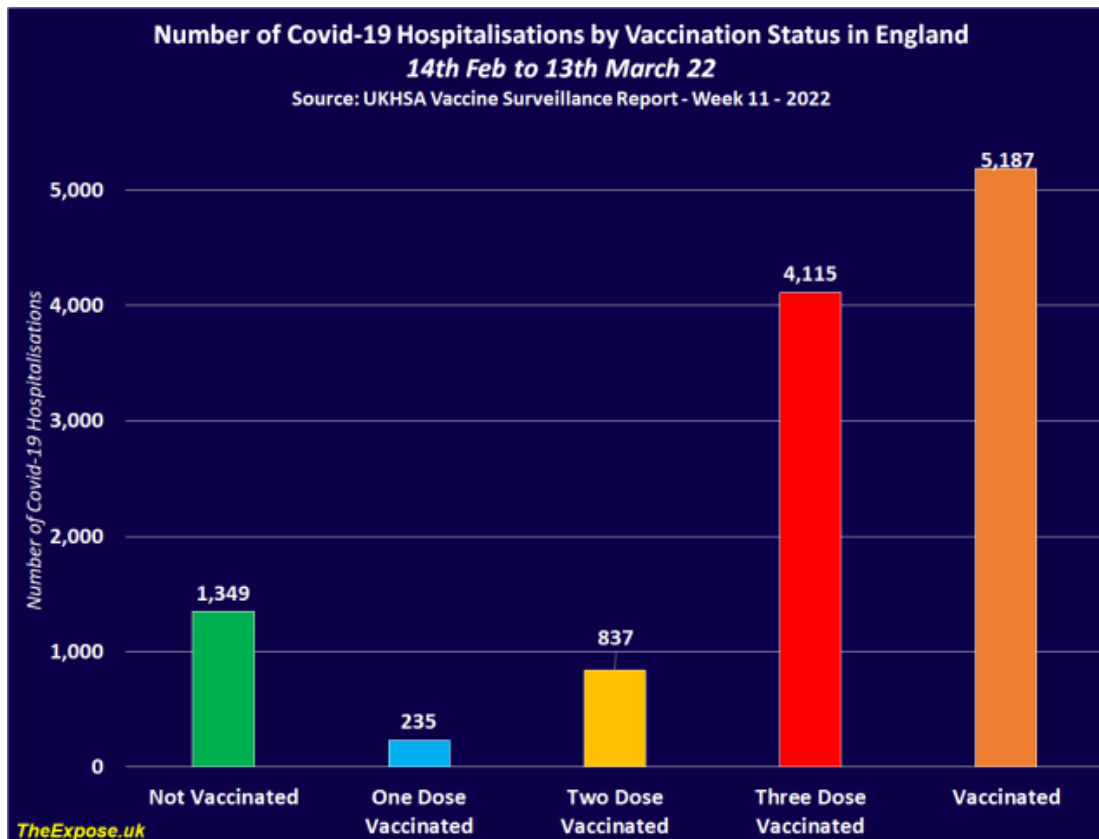
Table 11, found on page 42 of the latest report shows the number of Covid-19 hospitalisations by vaccination status in England between 14th Feb and 13th March 22, and it confirms the vast majority were again recorded among the triple vaccinated population.

COVID-19 vaccine surveillance report – week 11

Table 11. COVID-19 cases presenting to emergency care (within 28 days of a positive specimen) resulting in an overnight inpatient admission by vaccination status between week 7 2022 and week 10 2022
Please note that corresponding rates by vaccination status can be found in Table 13.

Cases presenting to emergency care (within 28 days of a positive test) resulting in overnight inpatient admission, by specimen date between week 7 2022 (w/e 20 February 2022) and week 10 2022 (w/e 13 March 2022)	Total	Unlinked*	Not vaccinated	Received one dose (1 to 20 days before specimen date)	Received one dose, ≥21 days before specimen date	Second dose ≥14 days before specimen date ¹	Third dose ≥14 days before specimen date ¹
	[This data should be interpreted with caution. See information below in footnote about the correct interpretation of these figures]						
Under 18	658	14	575	7	44	15	3
18 to 29	464	6	146	1	34	130	147
30 to 39	436	1	132	0	33	93	177
40 to 49	409	5	87	0	28	81	208
50 to 59	601	2	110	0	29	114	346
60 to 69	720	1	87	0	24	113	495
70 to 79	1,202	1	109	1	14	112	965
80 or over	2,083	1	103	0	26	179	1,774

Source



Source

In all, there were 6,536 Covid-19 hospitalisations in England between 14th Feb and 13th March 22, and the triple vaccinated population accounted for 4,115 of them, whilst the not-vaccinated population accounted for

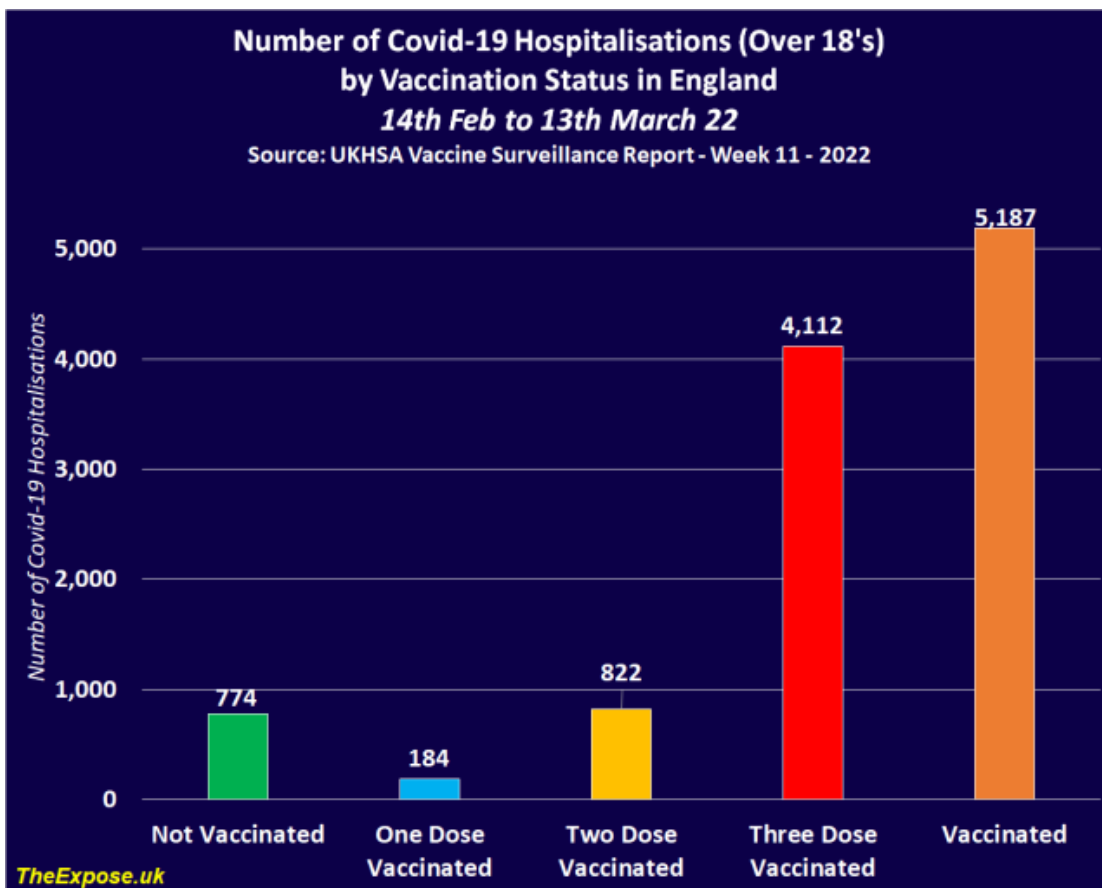
1,349 of them, 575 of which were allegedly children.

Overall the vaccinated population accounted for 5,187 hospitalisations, meaning they accounted for 79% of all Covid-19 hospitalisations between 14th Feb and 13th March.

But as we have known since day 1, children do not suffer serious disease if infected with Covid-19. And are we really to believe that 575 children are now hospitalised with the Omicron variant that is as severe as the common cold?

Of course not. What we're seeing here is the NHS and UKHSA manipulate data by testing children who have been admitted to hospital because of other conditions, and then labelling them as Covid-19 hospitalisations if the questionable test comes back positive.

Therefore, if we remove children from the equation we actually find that the vaccinated population accounted for 87% of Covid-19 hospitalisations between 14th Feb and 13th March.



Source

Table 12, found on page 43 of the latest report shows the number of Covid-19 deaths within 28 days of a positive test by vaccination status in England between 14th Feb and 13th March 22, and it confirms yet again that the vast majority were recorded among the triple vaccinated population.

COVID-19 vaccine surveillance report – week 11

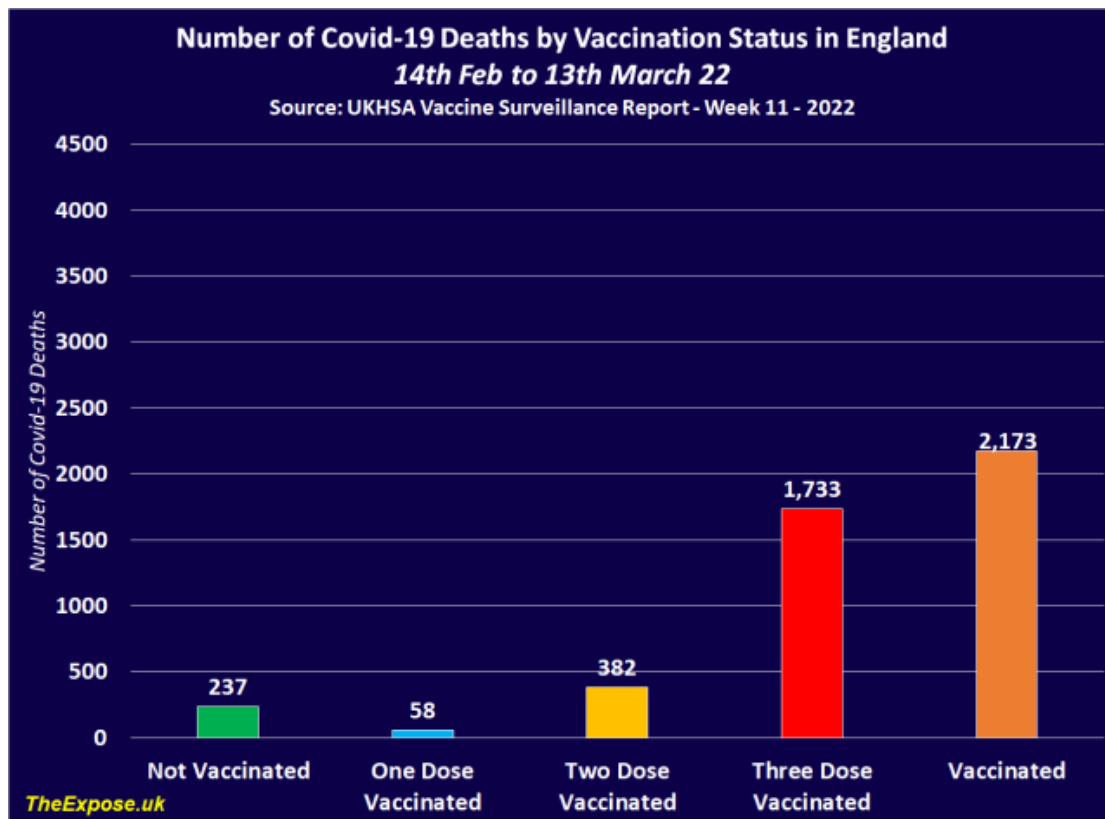
Table 12. COVID-19 deaths (a) within 28 days and (b) within 60 days of positive specimen or with COVID-19 reported on death certificate, by vaccination status between week 7 2022 and week 10 2022

Please note that corresponding rates by vaccination status can be found in Table 13.

(a)

Death within 28 days of positive COVID-19 test by date of death between week 7 2022 (w/e 20 February 2022) and week 10 2022 (w/e 13 March 2022)	Total**	Unlinked*	Not vaccinated	Received one dose (1 to 20 days before specimen date)	Received one dose, ≥21 days before specimen date	Second dose ≥14 days before specimen date ¹	Third dose ≥14 days before specimen date ¹
	[This data should be interpreted with caution. See information below in footnote about the correct interpretation of these figures]						
Under 18	2	0	1	0	1	0	0
18 to 29	5	0	1	0	1	2	1
30 to 39	16	0	10	0	0	3	3
40 to 49	34	2	9	1	3	12	7
50 to 59	100	1	25	0	5	24	45
60 to 69	177	0	33	0	7	37	100
70 to 79	503	5	56	0	11	84	347
80 or over	1,584	3	102	0	29	220	1,230

Source



Source

In all, there were 2,410 Covid-19 deaths between 14th Feb and 13th March 22, and the triple vaccinated population accounted for a shocking 1,733 of them. Whilst the not-vaccinated population accounted for just 237.

Overall, the vaccinated population accounted for 90% of all Covid-19 deaths during these four weeks, with 2173 recorded deaths. This means the vaccinated population now account for 9 in every 10 deaths, and the triple vaccinated population account for 4 in every 5 of them.

However, the data on deaths within 60 days of a positive test is even worse for the vaccinated population.

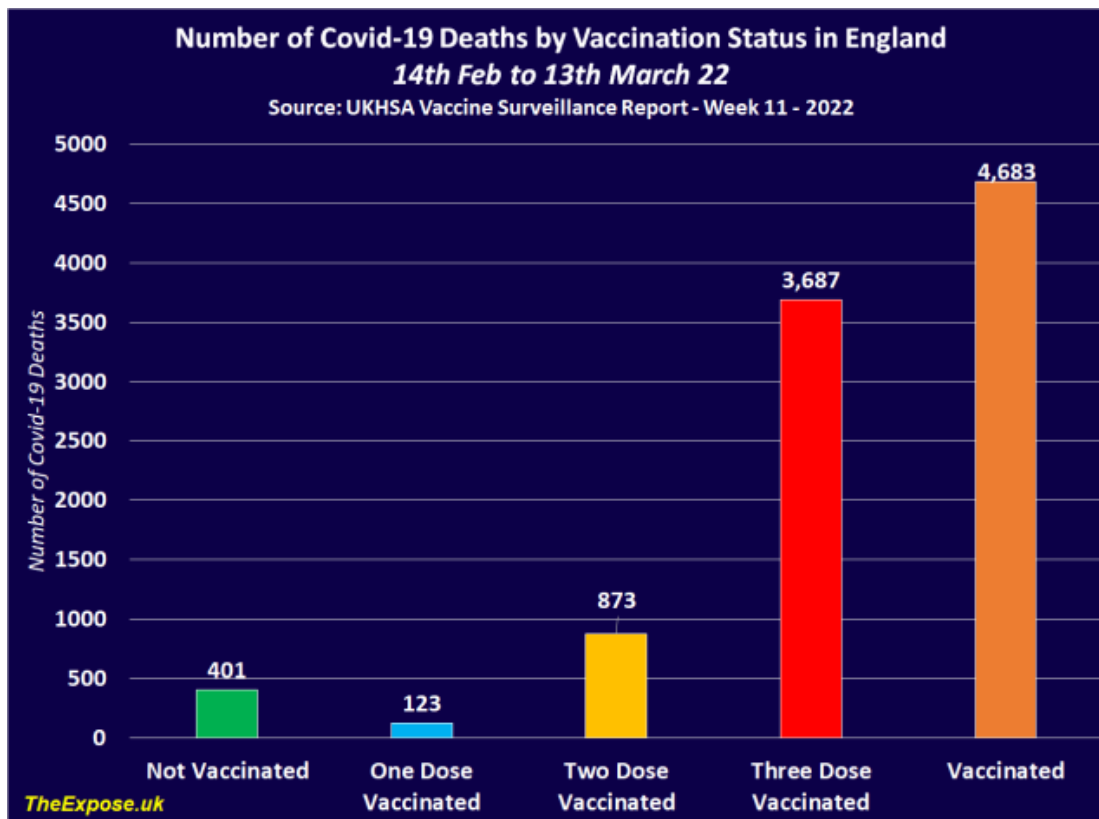
Table 12b, found on page 44 of the latest report shows the number of Covid-19 deaths within 60 days of a positive test by vaccination status in England between 14th Feb and 13th March 22, and it confirms yet again that the vast majority were recorded among the triple vaccinated population.

COVID-19 vaccine surveillance report – week 11

(b)

Death within 60 days of positive COVID-19 test by date of death between week 7 2022 (w/e 20 February 2022) and week 10 2022 (w/e 13 March 2022)	Total**	Unlinked*	Not vaccinated	Received one dose (1 to 20 days before specimen date)	Received one dose, ≥21 days before specimen date	Second dose ≥14 days before specimen date ¹	Third dose ≥14 days before specimen date ¹
	[This data should be interpreted with caution. See information below in footnote about the correct interpretation of these figures]						
Under 18	2	0	1	0	1	0	0
18 to 29	17	0	6	0	2	7	2
30 to 39	34	0	14	0	2	10	8
40 to 49	88	2	16	1	6	29	34
50 to 59	232	1	41	0	9	72	109
60 to 69	431	1	59	0	17	105	249
70 to 79	1076	6	96	0	29	185	760
80 or over	3,217	3	168	1	55	465	2,525

Source



Source

In all, there were 5,084 Covid-19 deaths between 14th Feb and 13th March 22, and the triple vaccinated population accounted for 3,687 of them. Whilst the not-vaccinated population accounted for just 401.

Overall, the vaccinated population accounted for 92.2% of all Covid-19 deaths during these four weeks, with 4,683 recorded deaths.

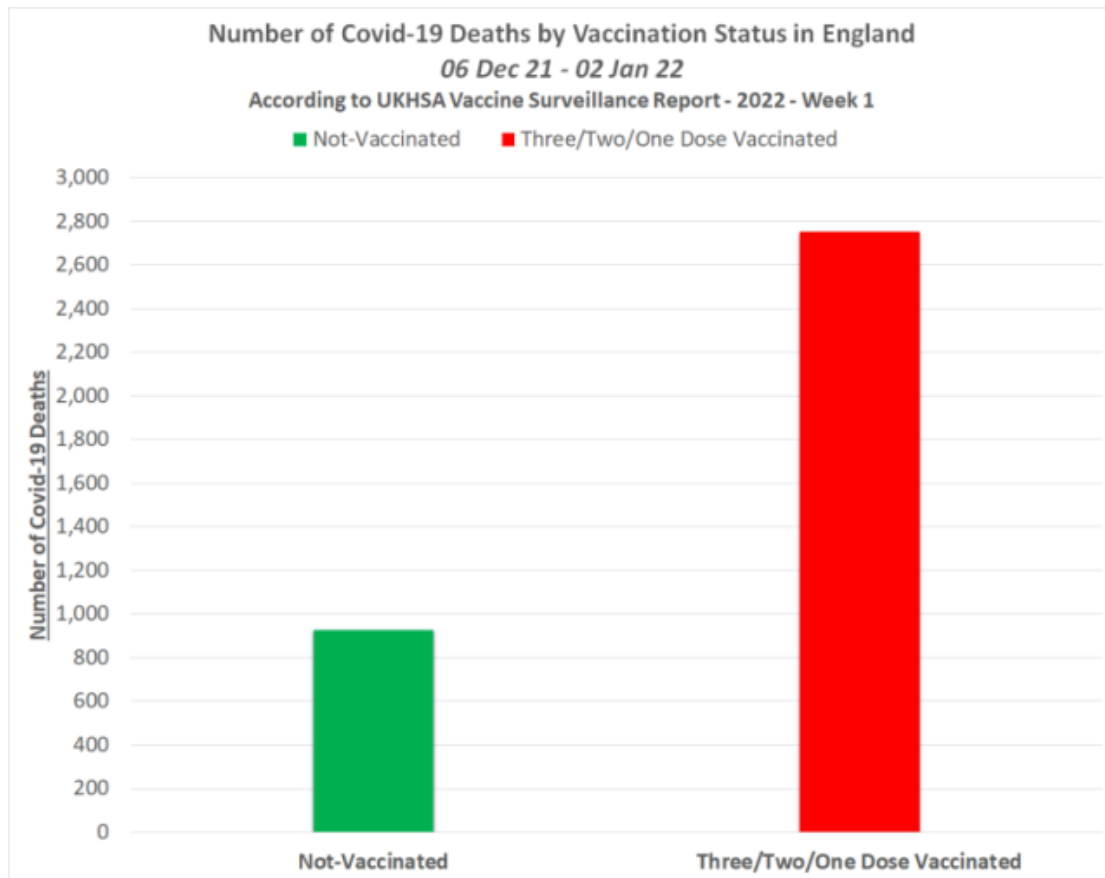
There are many who will say that this is to be expected when so many people have been vaccinated. So why is it that the situation seems to be getting worse for the vaccinated population by the week whilst improving for the unvaccinated population?

The totals number of alleged Covid-19 deaths within 60 days of a positive test by vaccination status between 6th Dec 21 and 2nd Jan 22, as confirmed by table 12b of the UKHSA Week 1 2022 report were as follows –

- Not-vaccinated population = 928 deaths
- Partly vaccinated population = 130 deaths
- Triple/Double-vaccinated population = 2,621 deaths

(b)

Death within 60 days of positive COVID-19 test by date of death between week 49 and week 52 2021	Total**	Unlinked*	Not vaccinated	Received one dose (1 to 20 days before specimen date)	Received one dose, ≥21 days before specimen date	Second dose ≥14 days before specimen date ¹
[These data should be interpreted with caution. See information below in footnote about the correct interpretation of these figures]						
Under 18	7	0	6	0	0	1
18 to 29	22	1	16	0	0	5
30 to 39	71	0	44	0	4	23
40 to 49	140	3	78	0	5	54
50 to 59	308	3	130	1	14	160
60 to 69	561	8	172	0	21	360
70 to 79	849	11	184	2	35	617
80 or over	1,760	8	298	3	45	1,406

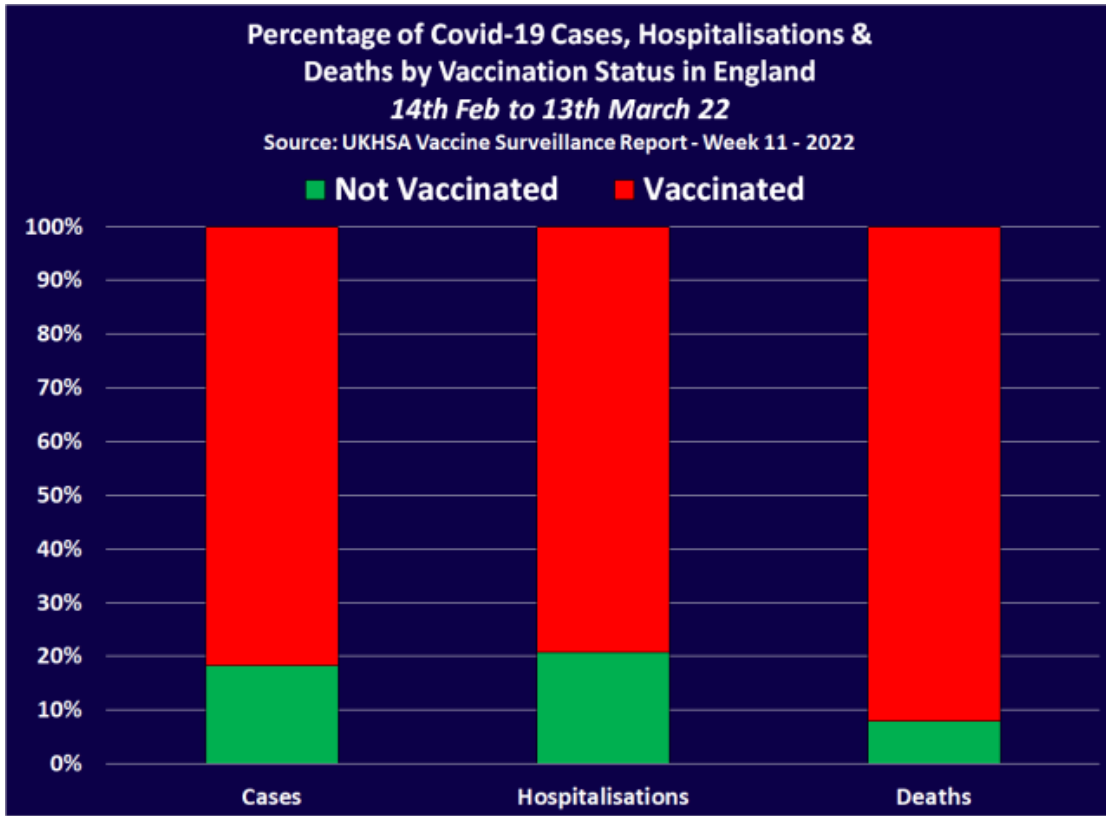


Therefore, back at the height of the Omicron wave, the vaccinated population accounted for 75% of Covid-19 deaths between whilst the not-vaccinated accounted for 25%.

Why is it now that we're coming out of that wave that deaths among the vaccinated population have doubled, whilst deaths among the unvaccinated have halved?

These aren't the kind of figures you would expect to see if the Covid-19 injections really are up to 95% effective at preventing hospitalisation and death, are they?

So there you have it. Whilst this Government has you solely focused on the conflict in Ukraine, and successfully ensures the mainstream media manipulate you into blaming Russia for a cost of living crisis caused by Government policy since March 2020, they are quietly publishing data that proves the experimental Covid-19 injection campaign has been an absolute disaster.



Because we are 100% funded by you we urgently need your support to keep The Expose online.

If every single one you reading this supported us today no matter how large or small a donation then The Expose could keep bringing you the facts the mainstream refuse to for at least another year.

It's secure, quick, and easy...

Please choose your preferred method to show your support

ONE TIME DONATION

MONTHLY SUBSCRIPTION



Send Bitcoin



The Expose Bitcoin Wallet Address –
3KpsgfuEX6v7w83aVN4b1dfCZTzas7Kt74

Send Monero



The Expose Monero Wallet Address –
89bg5cqepUpiBq3ci8ZaAco6wh87FP4xJLMXtajv5VkSueijLgmbVxr4fud5qMEih5D2655XGVcHHnVwx5X4idmCS7w3wSxa

April 16, 2022Some NHS Trusts Are Still Hiring For “Coronavirus Related” Jobs

As an indication of whether the “pandemic” narrative is being wound down, ...

April 16, 2022The Transhumanist Agenda is capturing your data and influencing your mind

You’re being surveilled 24/7, and most of the surveillance you are allowing ...

April 16, 2022Dr Vernon Coleman: Why Biden and Johnson should be treated as War Criminals

The sanctions brought in by leaders around the world such as Johnson ...

April 16, 2022Investigation: U.S. D.O.D. issued contract for ‘Covid-19 Research’, three months before Covid was known to exist, to a company in Ukraine

The United States Department of Defense issued a contract for ‘Covid-19 Research ...

April 15, 2022From Snakes to Spike Protein to Injections; Some Things to Consider

Social media has been abuzz with the news of Dr. Bryan Ardis ...

April 15, 2022PayPal has just “defunded” The Exposé for a 2nd Time; they’re trying to control your choices and shut us down

The Expose has just had its account terminated by PayPal for a ...

April 15, 2022 Dr Vernon Coleman: "The Great Reset is frighteningly close to the terrible conclusion we've been dreading"

The Great Reset is no longer just a nightmare for us, and ...

April 15, 2022 Does the Covid-19 Virus contain Genetic Sequences from Snake Venom?

An article in Scientific American back in January 2020 reported: "Snakes—the Chinese krait ...

April 15, 2022 Pfizer & FDA knew Covid Vaccine caused Immunosuppression & VAED/ADE in Feb 2021; and they knew it was killing people

On April 1, 2022, another batch of 11,000 Pfizer documents were released ...



👉 Follow Daily Expose on Telegram